



2009-2010 GMT Quarterly Report for District (or Undistricted) **District 35 L**

GMT: **CARL HARRELL**

Location: **FLORIDA**

GMT CA: **1**

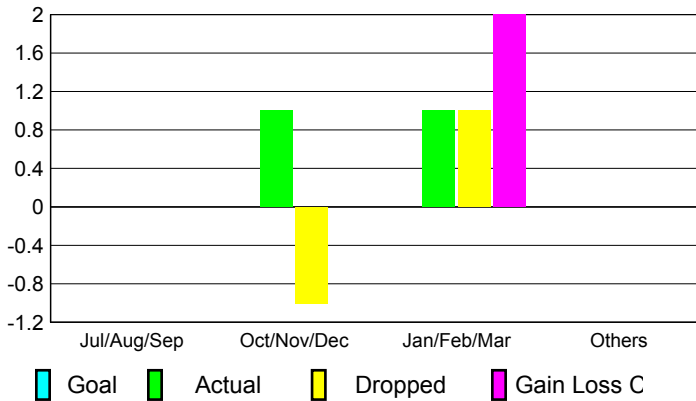
CLUBS

| | |
|-----------------------------------|----------------------------|
| Club Results 2009-2010 | Clubs 2008-2009 |
|-----------------------------------|----------------------------|

| Month | New Club Goal | Actual New Clubs | Actual Dropped Clubs | Gain/Loss of Clubs | Gain/Loss of Clubs |
|---------------|---------------|------------------|----------------------|--------------------|--------------------|
| Jul/Aug/Sep | | 0 | 0 | 0 | 0 |
| Oct/Nov/Dec | | 1 | -1 | 0 | 0 |
| Jan/Feb/Mar | | 1 | 1 | 2 | 1 |
| Apr/May/Jun | | 0 | 0 | 0 | 3 |
| Totals | | 2 | 0 | 2 | 4 |

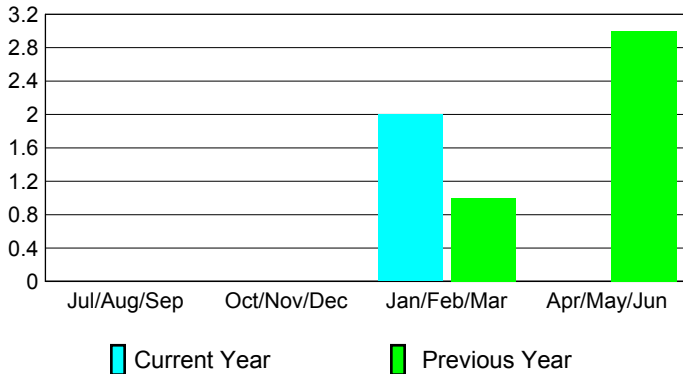
Club Results 2009-2010

Goal, New, Dropped, Gain/Loss



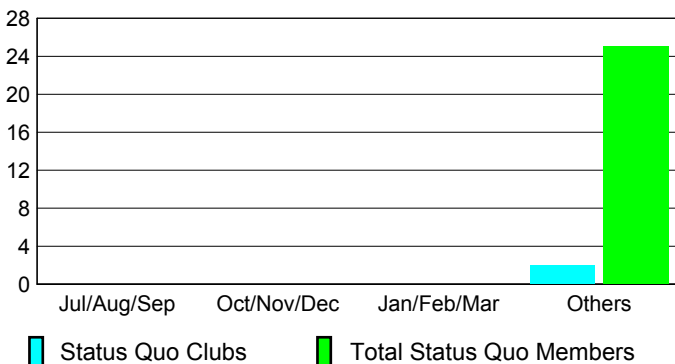
Comparison of Club Gain/Loss

Current Year Compared to the Previous Year



YTD Status Quo Clubs 2009-2010

Status Quo Clubs Compared to Status Quo Members



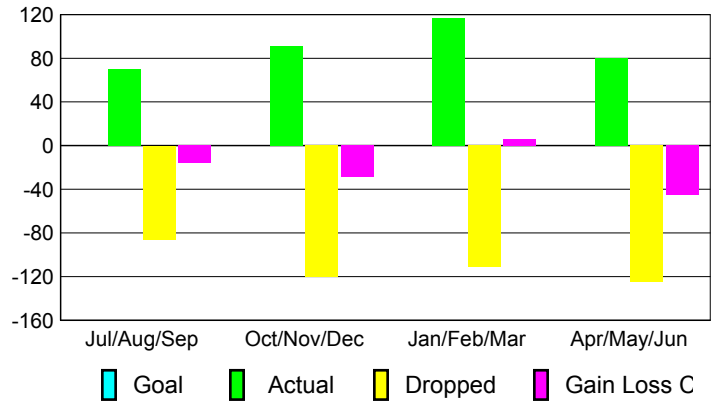
MEMBERSHIP

| | |
|---|---------------------------------|
| Membership Results 2009-2010 | Membership 2008-2009 |
|---|---------------------------------|

| Month | Net Memb Goal | Actual New Memb | Actual Dropped Memb | Gain/Loss of Memb | Gain/Loss of Memb |
|---------------|---------------|-----------------|---------------------|-------------------|-------------------|
| Jul/Aug/Sep | | 70 | -86 | -16 | -68 |
| Oct/Nov/Dec | | 91 | -120 | -29 | -41 |
| Jan/Feb/Mar | | 117 | -111 | 6 | 14 |
| Apr/May/Jun | | 80 | -125 | -45 | 18 |
| Totals | | 358 | -442 | -84 | -77 |

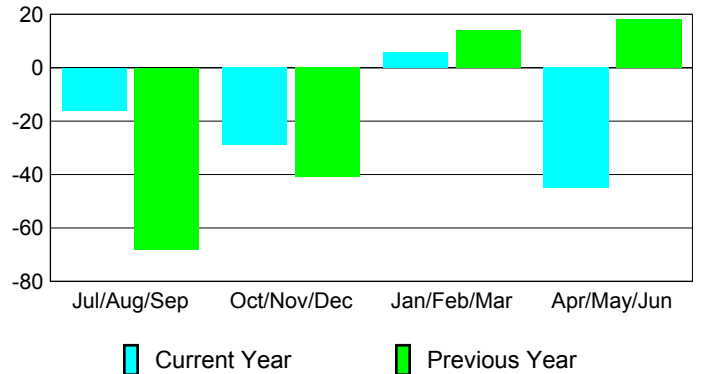
Membership Results 2009-2010

Goal, New, Dropped, Gain/Loss



Comparison of Membership Gain/Loss

Current Year Compared to the Previous Year



Gender Comparison 2009-2010

